

ECLISSE

design Brian Rasmussen

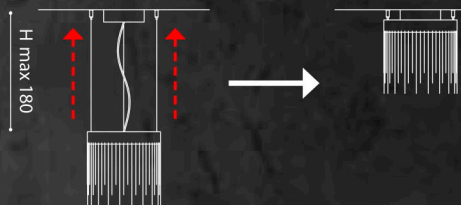
vintage catalog p. 60



CEILING/ PLAFONIERE

[En] > All suspensions: The length of the wires can be reduce to zero transforming the lamp version from suspension to ceiling. Codes and prices remain unchanged.

[It] > Tutte le sospensioni: La lunghezza dei cavi può essere ridotta a zero trasformando in questo modo la sospensione in plafoniere. Codici e prezzi rimangono invariati.

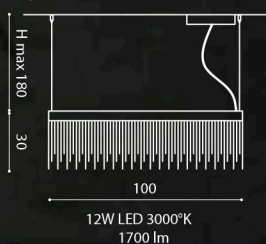


ECLISSE LIN 100

ECLSOLIN100
bronze/ bronzo

ECLSOLIN100NE
black/ nero

ECLSOLIN100O
gold/ oro

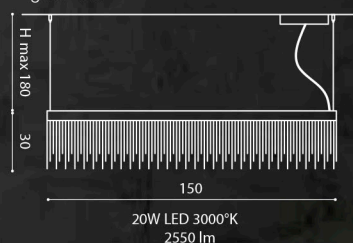


ECLISSE LIN 150

ECLSOLIN150
bronze/ bronzo

ECLSOLIN150NE
black/ nero

ECLSOLIN150O
gold/ oro

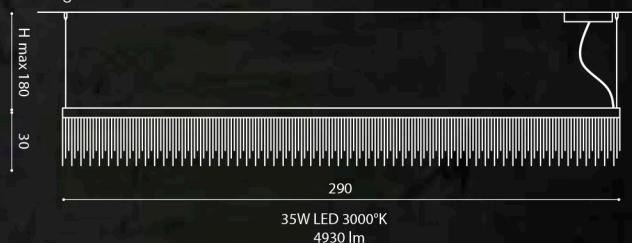


ECLISSE LIN 300

ECLSOLIN300
bronze/ bronzo

ECLSOLIN300NE
black/ nero

ECLSOLIN300O
gold/ oro

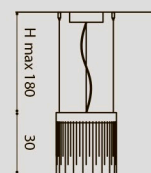


ECLISSE SO Ø30

ECLSO30
bronze/ bronzo

ECLSO30NE
black/ nero

ECLSO30O
gold/ oro

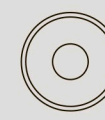
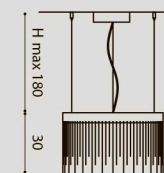


ECLISSE SO Ø50

ECLSO50
bronze/ bronzo

ECLSO50NE
black/ nero

ECLSO50O
gold/ oro


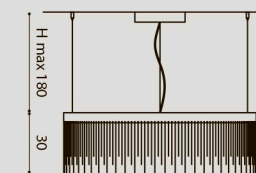


ECLISSE SO Ø100

ECLSO100
bronze/ bronzo

ECLSO100NE
black/ nero

ECLSO100O
gold/ oro


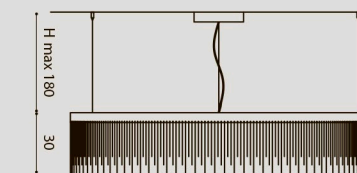


ECLISSE SO Ø150

ECLSO150
bronze/ bronzo

ECLSO150NE
black/ nero

ECLSO150O
gold/ oro




ECLISSE PL Ø50L

ECLPL50L
bronze/ bronzo

ECLPL50LNE
black/ nero

ECLPL50LO
gold/ oro



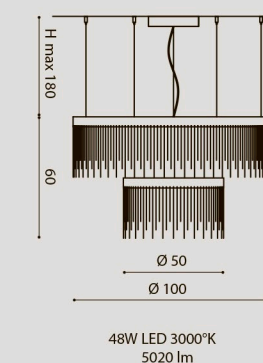
30W LED 3000°K
2850 lm

ECLISSE COMPO Ø100

ECLSO100C
bronze/ bronzo

ECLSO100CNE
black/ nero

ECLSO100CO
gold/ oro

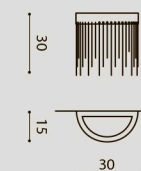


ECLISSE AP

ECLAP30
bronze/ bronzo

ECLAP30NE
black/ nero

ECLAP30O
gold/ oro



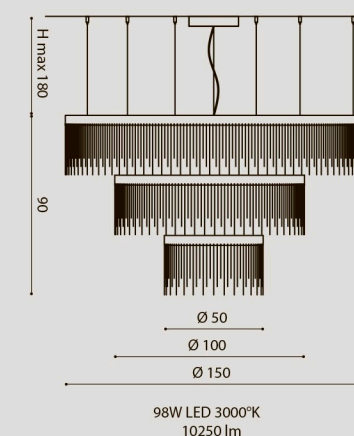
6W LED 3000°K
630 lm

ECLISSE COMPO Ø150

ECLSO150C
bronze/ bronzo

ECLSO150CNE
black/ nero

ECLSO150CO
gold/ oro



material

metal structure &
crystal pendants

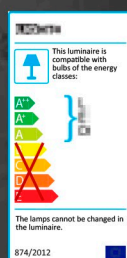
struttura in metallo e
pendenti in cristallo

symbols



CE

IP 20



label A

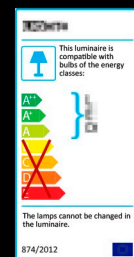
ECLISSE

design Brian Rasmussen

vintage catalog p. 60

[En] > A collection that combines LED technology with the classic elements in strong refraction crystal.
H metal structure that contains the light source (LED strip side view).
 Double row of chains of crystals with random heights.
 Possibility of double light emission. (below + above)

[It] > Una collezione che unisce la tecnologia LED con gli elementi classici in cristallo a forte rifrazione.
 Struttura in metallo ad **H** che alloggia la sorgente luminosa (strip LED side view).
 Doppia fila di catene di cristalli con altezze random.
 Possibilità doppia emissione luminosa. (sotto + sopra)



label **A**

ECLISSE SO OVAL 90x30

ECLSOOV90

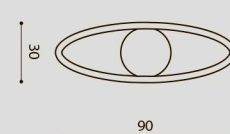
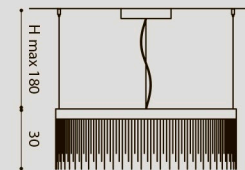
bronze/ bronzo

ECLSOOV90NE

black/ nero

ECLSOOV900

gold/ oro



22W LED 3000°K
2300 lm

ECLISSE SO OVAL 120x40

ECLSOOV120

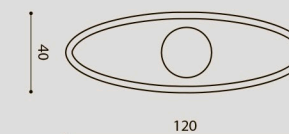
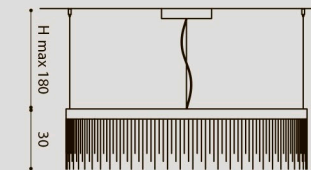
bronze/ bronzo

ECLSOOV120NE

black/ nero

ECLSOOV1200

gold/ oro



30W LED 3000°K
3150 lm

ECLISSE SO OVAL 150x50

ECLSOOV150

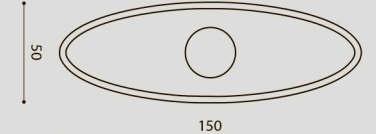
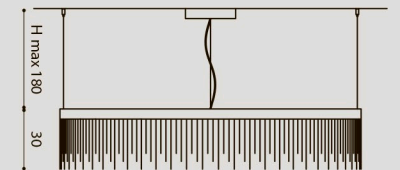
bronze/ bronzo

ECLSOOV150NE

black/ nero

ECLSOOV1500

gold/ oro



38W LED 3000°K
3970 lm

ECLISSE SO RE 90x30

ECLSCORE90

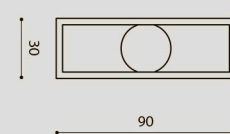
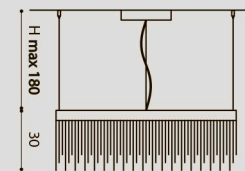
bronze/ bronzo

ECLSCORE90NE

black/ nero

ECLSCORE900

gold/ oro



25W LED 3000°K
2650 lm

ECLISSE SO RE 120x40

ECLSCORE120

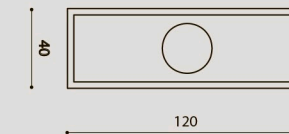
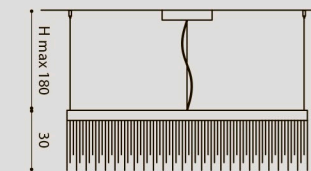
bronze/ bronzo

ECLSCORE120NE

black/ nero

ECLSCORE1200

gold/ oro



35W LED 3000°K
3640 lm

ECLISSE SO RE 150x50

ECLSCORE150

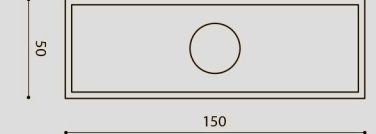
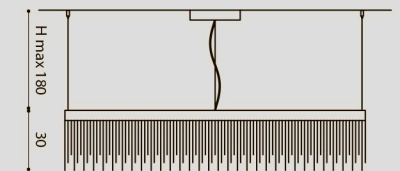
bronze/ bronzo

ECLSCORE150NE

black/ nero


ECLSCORE1500

gold/ oro




44W LED 3000°K
4600 lm

colors



brushed bronze /
bronzo spazzolato



brushed gold /
oro spazzolato



black/ nero
RAL 9005

material

metal structure &
crystal pendants

struttura in metallo e
pendenti in cristallo

symbols



CE

IP 20